

GRES PORCELLANATO TECNICO
 TECHNICAL PORCELAIN STONEWARE
 GRES CÉRAME TECHNIQUE
 TECHNISCHES FEINSTEINZEUG
 GRES PORCELÁNICO TECNICO
 ТЕХНИЧЕСКИЙ КЕРАМИЧЕСКИЙ ГРАНИТ

RETTIFICATO MONOCALIBRO
 RECTIFIED MONOCALIBER
 RECTIFIE MONO-CALIBRE
 GESCHLIFFEN EINKALIBRIG
 RECTIFICADO MONOCALIBRE
 РЕТИФИЦИРОВАННАЯ В ОДНОМ КАЛИБРЕ

Formato - Spessore / Size - Thickness
 Format - Epaisseur / Format - Stärke
 Formato - Espesor / Размер - Толщина


60x60 (24"x24") - 11 mm
 30x60 (12"x24") - 9,5 mm
 45x45 (18"x18") - 9,5 mm

Superfici / Surfaces
 Surfaces / Oberflächen
 Superficies / Поверхности

MATT, STRUTTURATO
 MATT, TEXTURED
 MAT, STRUCTURÉ
 MATT, STRUKTURIERT
 MATE, ESTRUCTURADO
 МАТОВЫЙ, СТРУКТУРНАЯ



Colori / Colours
 Couleurs / Farben / Cores / Цвета




Milky White

Light Grey



Dusty Gold

Misty Green



Toffee Brown

Tarmac Black

Caratteristiche tecniche / Technical data
 Caracteristiques techniques / Technische daten / Características técnicas / Технические характеристики

Conforme alla norma	EN 14411 (ISO 13006)	Appendice	G	Gruppo	Bla
Complies with	EN 14411 (ISO 13006)	Appendix	G	Group	Bla
Conforme à la norme	EN 14411 (ISO 13006)	Appendice	G	Groupe	Bla
Entsprechend	EN 14411 (ISO 13006)	Anhang	G	Gruppe	Bla
Conforme a la norma	EN 14411 (ISO 13006)	Apéndice	G	Grupo	Bla
Соответствует норме	EN 14411 (ISO 13006)	Приложение	G	Группа	Bla

Matt / Matt
 60x60 (24"x24")
 30x60 (12"x24")
 45x45 (18"x18")

Strutturato / Textured
 45x45 (18"x18")

 ISO 10545-2 ±0,1%
 ISO 10545-2 ±0,3%
 ISO 10545-3 ≤0,1%
 ISO 10545-4 S ≥2000 N R ≥45 N/mm ²
 EN 101 MOHS 7
 ISO 10545-6 ≤130 mm ³
 ISO 10545-8 ≤7 MK ⁻¹
 ISO 10545-9 RESISTE / RESISTANT
 ISO 10545-12 RESISTE / RESISTANT
 METODO B.C.R.A. >0,40
 ASTM C 1028 (S.C.O.F.) ≥0,60 DRY ≥0,60 WET
 DIN 51130 R9
 ISO 10545-13 RESISTE / RESISTANT
 ISO 10545-14 5

 ISO 10545-2 ±0,1%
 ISO 10545-2 NON APPLICABILE / NOT APPLICABLE
 ISO 10545-3 ≤0,1%
 ISO 10545-4 S ≥2000 N R ≥45 N/mm ²
 EN 101 MOHS 8
 ISO 10545-6 ≤130 mm ³
 ISO 10545-8 ≤7 MK ⁻¹
 ISO 10545-9 RESISTE / RESISTANT
 ISO 10545-12 RESISTE / RESISTANT
 METODO B.C.R.A. >0,40
 ASTM C 1028 (S.C.O.F.) ≥0,60 DRY ≥0,60 WET
 DIN 51130 R11
 ISO 10545-13 RESISTE / RESISTANT
 ISO 10545-14 5

Superfici alternative / Alternative surfaces
 Autres surfaces / Alternative Oberflächen
 Superficies alternativas / Альтернативные поверхности



Strutturato / Textured
 Structuré / Strukturiert
 Estructurado / Структурная






70e7 Milky White 60 Rettificato
60x60 - 24"x24"



70e1 Tarmac Black 60 Rettificato
60x60 - 24"x24"



50e7 Milky White 30x60 Rettificato
30x60 - 12"x24"



50e1 Tarmac Black 30x60 Rettificato
30x60 - 12"x24"



50e7 Milky White 45 Rettificato
45x45 - 18"x18"



50e1 Tarmac Black 45 Rettificato
45x45 - 18"x18"



70e3 Light Grey 60 Rettificato
60x60 - 24"x24"



70e5 Toffee Brown 60 Rettificato
60x60 - 24"x24"



50e3 Light Grey 30x60 Rettificato
30x60 - 12"x24"



50e5 Toffee Brown 30x60 Rettificato
30x60 - 12"x24"



50e3 Light Grey 45 Rettificato
45x45 - 18"x18"



50e5 Toffee Brown 45 Rettificato
45x45 - 18"x18"




70e2 Dusty Gold 60 Rettificato
60x60 - 24"x24"



70e8 Misty Green 60 Rettificato
60x60 - 24"x24"



50e2 Dusty Gold 30x60 Rettificato
30x60 - 12"x24"



50e8 Misty Green 30x60 Rettificato
30x60 - 12"x24"



50e2 Dusty Gold 45 Rettificato
45x45 - 18"x18"



50e8 Misty Green 45 Rettificato
45x45 - 18"x18"



50s7 Milky White 45 Strutturato •
45x45 - 18"x18"



50s1 Tarmac Black 45 Strutturato •
45x45 - 18"x18"

- Strutturato
- Textured
- Structuré
- Strukturiert
- Estructurado
- Структурная



50s3 Light Grey 45 Strutturato •
45x45 - 18"x18"





50s5 Toffee Brown 45 Strutturato •
45x45 - 18"x18"



50s2 Dusty Gold 45 Strutturato •
45x45 - 18"x18"



50s8 Misty Green 45 Strutturato •
45x45 - 18"x18"

	 Milky White	 Light Grey	 Dusty Gold	 Misty Green	 Toffee Brown	 Tarmac Black
 Inserto 60 B/4L ✓* 60x60 - 24"x24"	7C7L Milky White 60 B/4L	7C3L Light Grey 60 B/4L	7C2L Dusty Gold 60 B/4L	7C8L Misty Green 60 B/4L	7C5L Toffee Brown 60 B/4L	7C1L Tarmac Black 60 B/4L
 Inserto 60 B/4 ✓* 60x60 - 24"x24"	7C74 Milky White 60 B/4	7C34 Light Grey 60 B/4	7C24 Dusty Gold 60 B/4	7C84 Misty Green 60 B/4	7C54 Toffee Brown 60 B/4	7C14 Tarmac Black 60 B/4
 Inserto 60 B/1 ✓* 60x60 - 24"x24"	7C71 Milky White 60 B/1	7C31 Light Grey 60 B/1	7C21 Dusty Gold 60 B/1	7C81 Misty Green 60 B/1	7C51 Toffee Brown 60 B/1	7C11 Tarmac Black 60 B/1
 Inserto 30x60 B/4L ✓* 30x60 - 12"x24"	5cL7 Milky White 30x60 B/4L	5cL3 Light Grey 30x60 B/4L	5cL2 Dusty Gold 30x60 B/4L	5cL8 Misty Green 30x60 B/4L	5cL5 Toffee Brown 30x60 B/4L	5cL1 Tarmac Black 30x60 B/4L
 Inserto 30x60 B/2 ✓* 30x60 - 12"x24"	5c27 Milky White 30x60 B/2	5c23 Light Grey 30x60 B/2	5c22 Dusty Gold 30x60 B/2	5c28 Misty Green 30x60 B/2	5c25 Toffee Brown 30x60 B/2	5c21 Tarmac Black 30x60 B/2
 Inserto 45 B/3 ✓* 45x45 - 18"x18"	5C73 Milky White 45 B/3	5C33 Light Grey 45 B/3	5C23 Dusty Gold 45 B/3	5C83 Misty Green 45 B/3	5C53 Toffee Brown 45 B/3	5C13 Tarmac Black 45 B/3
 Inserto 45 B/4 ✓* 45x45 - 18"x18"	5C74 Milky White 45 B/4	5C34 Light Grey 45 B/4	5C24 Dusty Gold 45 B/4	5C84 Misty Green 45 B/4	5C54 Toffee Brown 45 B/4	5C14 Tarmac Black 45 B/4
 Inserto 45 B/1 ✓* 45x45 - 18"x18"	5C71 Milky White 45 B/1	5C31 Light Grey 45 B/1	5C21 Dusty Gold 45 B/1	5C81 Misty Green 45 B/1	5C51 Toffee Brown 45 B/1	5C11 Tarmac Black 45 B/1

✓ Inserto in metallo.
Metal insert.
Pièce spéciale en métal.
Metall-Einleger.
Aplicación en metal.
Вставка из металла.

LQms Metal Satin Listello 1,5x60 •
1,5x60 - 0,6"x24"

1Qms Metal Satin Angolo 1,5 •
1,5x1,5 - 0,6"x0,6"

LugL Metal Lev. Listello 0,6x60 •
0,6x60 - 0,2"x24"

1ugL Metal Lev. Angolo 0,6 •
0,6x0,6 - 0,2"x0,2"

LugG Metal Glossy Listello 0,3x60 •
0,3x60 - 0,1"x24"

LugR Metal Red Lev. Listello 0,3x60 •
0,3x60 - 0,1"x24"

Lems Metal Satin Listello 1x45 •
1x45 - 0,4"x18"

Metal Satin Angolo 1 •
1x1 - 0,4"x0,4"

LOEX Metal Mix Listello 1,5x45 •
1,5x45 - 0,6"x18"

Lemz Metal Azzurro Listello 1x45 •
1x45 - 0,4"x18"

1emz Metal Azzurro Angolo 1 •
1x1 - 0,4"x0,4"

LQOA Glass Listello White 2,5x45 ♦
2,5x45 - 1"x18"

LOEB Metal Blu Listello 3x45 •
3x45 - 1,2"x18"

1OEB Metal Blu Ang. 45 •
3x3 - 1,2"x1,2"

LQOB Glass Listello Grey 2,5x45 ♦
2,5x45 - 1"x18"

LOEM Metal Maglia Listello 2x45 •
2x45 - 0,8"x18"


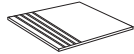

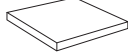





1OEM Metal Maglia Ang. 2 •
2x2 - 0,8"x0,8"

• Insetto in metallo.
Metal insert.
Pièce spéciale en métal.
Metall-Einleger.
Aplicación en metal.
Вставка из металла.

♦ Insetto in vetro.
Glass insert.
Inclusions de verre.
Glas-Einleger.
Aplicaciones de vidrio.
Стеклянные вставки.

Pezzi speciali / Special pieces

Pièces spéciales / Sonderteile / Piezas especiales / Специальные элементы

	 7,2x45 - 2,9"x18" Battiscopa	 45x45 - 18"x18" Gradino	 45x45 - 18"x18" Scalino *	 45x45 - 18"x18" Scalino Angolare *	 7,2x30 - 2,9"x12" Battiscopa Sagomato Scala DX *	 7,2x30 - 2,9"x12" Battiscopa Sagomato Scala SX *
 Milky White	5be7	5oE7	5cS7	5cA7	AC1G	AC1H
 Light Grey	5be3	5oE3	5cS3	5cA3	ACP3	ACP4
 Dusty Gold	5be2	5oE2	5cS2	5cA2	AC1C	AC1D
 Misty Green	5be8	5oE8	5cS8	5cA8	AC1I	AC1J
 Toffee Brown	5be5	5oE5	5cS5	5cA5	AC1E	AC1F
 Tarmac Black	5be1	5oE1	5cS1	5cA1	AC1A	AC1B

* I pezzi sono disponibili su ordinazione / These parts are supplied to order
Les pièces sont disponibles sur commande / Die Teile sind auf Bestellung lieferbar
Las piezas se hacen por encargo / Изготавливаются на заказ